

ST 15-SMA

ACTIVE STAGE MONITOR



MAIN APPLICATIONS

- Main vocal stage monitor
- High-output drum or keyboard monitor
- Sidefill monitor for small- to medium-scale applications
- Rental companies
- Professional musicians

MAIN FEATURES

- 800 Watt Peak, 400 Wat RMS
- 129 dB max SPL
- 45 Hz - 20 kHz frequency response
- 15" Woofer, 2.5" voice coil
- 1" Driver, 1.4" voice coil

ST Series provides a clear reproduction of midrange frequencies, with a specific focus on the voice. This turns into a maximum rejection to positive feedback between the stage monitor and the microphone, ensuring immunity from the Larsen effect (microphone-mixer-monitor chain) for an enhanced freedom of movement during live performances

Instead of being simply flat, the grille shows a distinctive design with an arch-inspired structure that adds resistance to the whole system, creating a more balanced distribution of forces when the stage monitor is subject to stress and pressure, as often occurs during tours and live performances.

The cabinet is in marine baltic birch plywood, coated with high resistance epoxy paint and features an ergonomic recessed handle positioned on the side of the speaker.

Thanks to the integrated steel pole mount, the ST 15-SMA can be turned into a standard speaker in vertical configuration with a few simple moves. The use of steel instead of plastic makes the whole system particularly reliable and robust.

DESCRIPTION

ST Series is a practical solution for high intelligibility speech and audio applications, covering infill or delay, production studios, presentations and high power music sound reinforcement with or without subwoofers. A key requirement for everyday audio systems, delivering simple 'plug and play' solutions, without compromising performance and portability

ST 15-SMA features a professional 15" high power woofer, 2.5" voice coil, delivering extremely accurate punchy bass and precise low frequency control, making it an ideal stage monitor/speaker for personal use and small bands

The custom-made compression driver ensures a transparent midrange and extreme accuracy. It features a high performance 1-inch exit throat and 1.4" voice coil, with a frequency range up to 20 kHz. A particularly resistant kind of polyimide is used for the diaphragm and suspension, in order to increase the driver's mechanical strength and stability

ST Series two-way speakers are equipped with a new generation digital amplifier, resulting in very high output, extremely low distortion and an incredibly natural sound. The limited weight of our digital amplifier facilitates transportation and thus ensures maximum usability on the road.

The amplifier section features 800 watt switching power supply module that can be distributed to the 2 final amplifier sections. Each amplifier section has a very high maximum output power capability in order to provide, when necessary, maximum output bursts in a specific frequency range

Each amplifier presents both XLR and jack inputs, XLR output link, volume, EQ Mode (FLAT/BOOST), MIC/LINE sensitivity switch & VDE input connector. It features a solid mechanical aluminium structure which not only increases the amplifier's stability during transportation, but also helps in heat dissipation. The integrated DSP manages crossover, equalisation, soft limiter, compressor and dynamic bass boost

Use it as a stage monitor. The "FLAT" equalization mode is set for monitoring applications, when the system is placed on the floor. With an easy 90° rotation and a simple click on the FLAT/BOOST switch, the ST 15-SMA turns into a loudspeaker, with the equalization settings in "BOOST" mode. For the best visual impact RCF logo can be turned accordingly by 90°, thanks to a simple rotating movement.

ACOUSTICAL SPECIFICATIONS

Frequency response:	45 Hz- 20 Khz
Max SPL:	131 dB
Horizontal coverage angle:	90°
Vertical coverage angle:	60°
Compression driver:	1", 1.4" voice coil
Woofer:	15", 2.5" voice coil

INPUT SECTION

Input signal (Impedance):	bal/unbal
Input/Output connector:	Jack / XLR male
Input sensitivity:	-2 dBu / + 4 dBu

PROCESSOR SECTION

Crossover frequencies:	1400 Hz
Protections:	RMS limiter, HF
Limiter:	soft limiter

AMPLIFIER

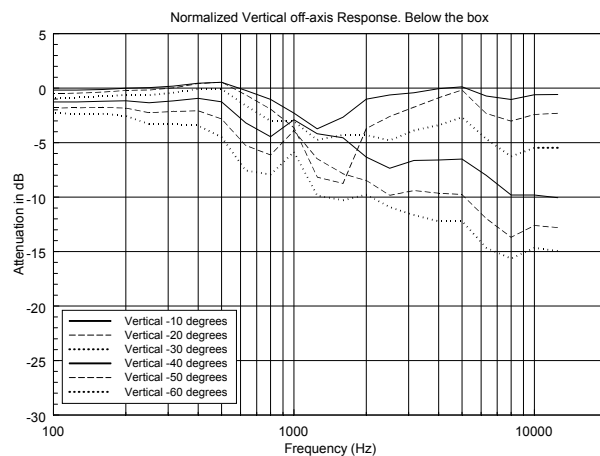
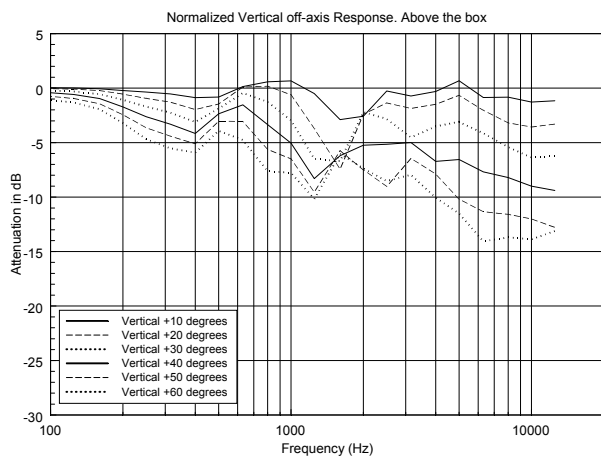
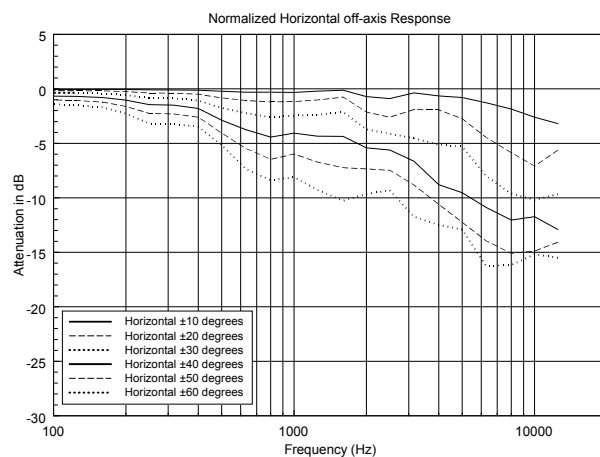
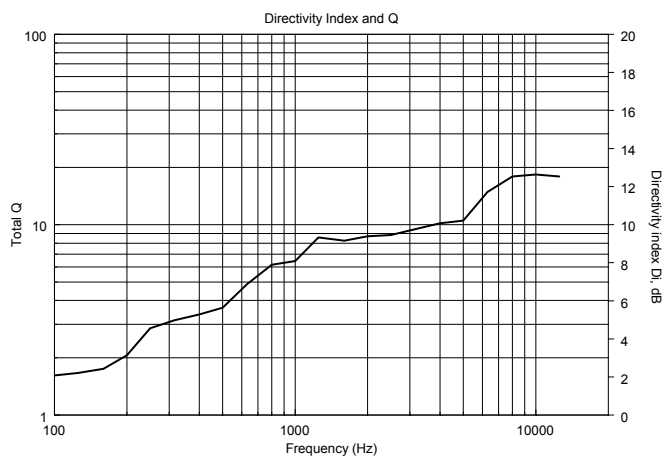
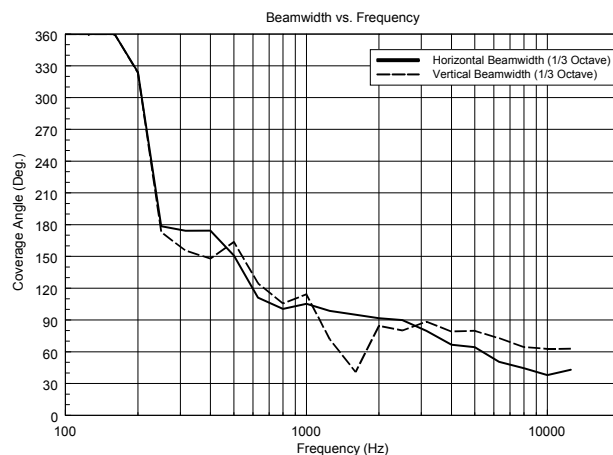
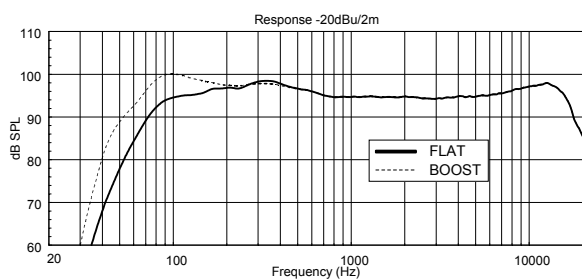
Total power:	1200 W PEAK - 600 W RMS
High frequencies:	400 W PEAK - 200 W RMS
Low frequencies:	800 W PEAK - 400 W RMS
Cooling:	convection
Connection:	VDE connector

PHYSICAL

Height:	362 mm (14.25")
Width:	673 mm (26.49")
Depth:	473 mm (18.62")
Weight:	20.7 kg (45.63 lbs)
Cabinet:	baltic birch plywood
Handles:	1 side
Pole mount cap	yes
Colour:	Black

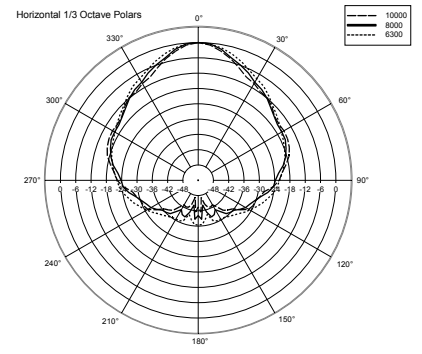
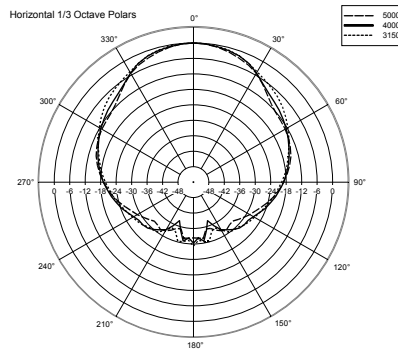
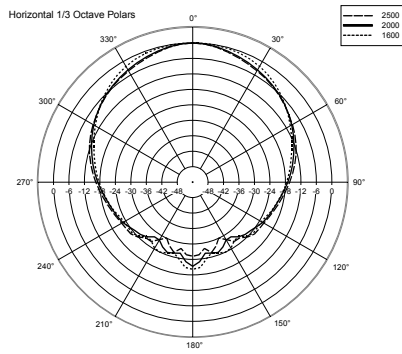
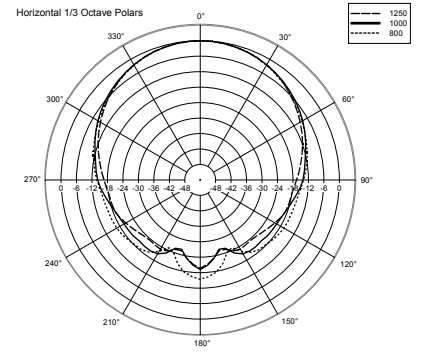
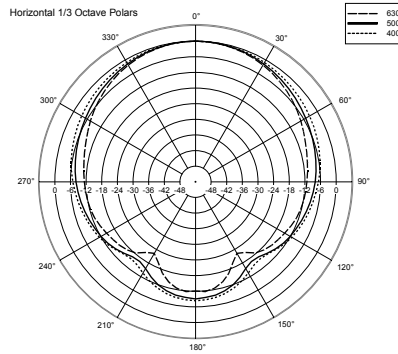
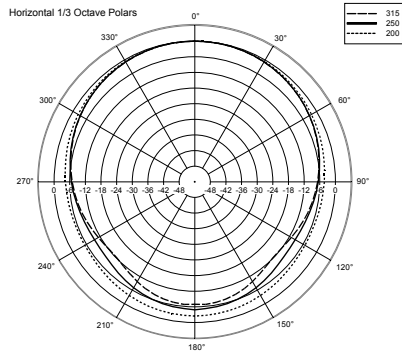


ST 15-SMA

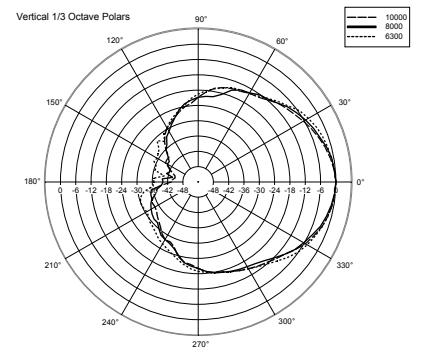
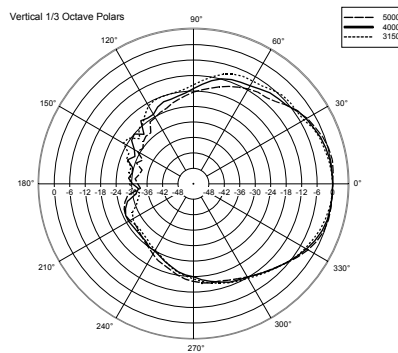
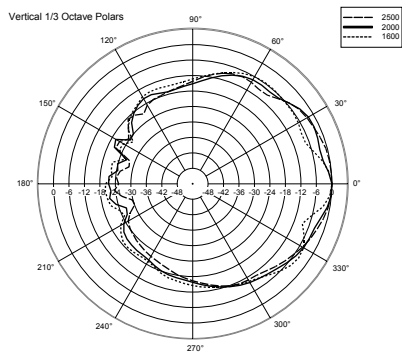
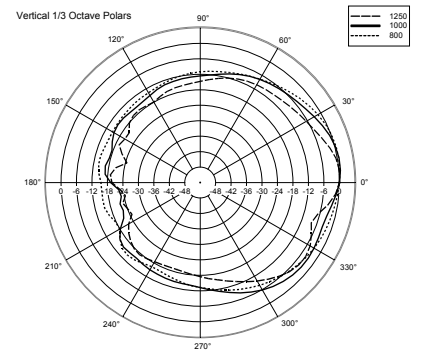
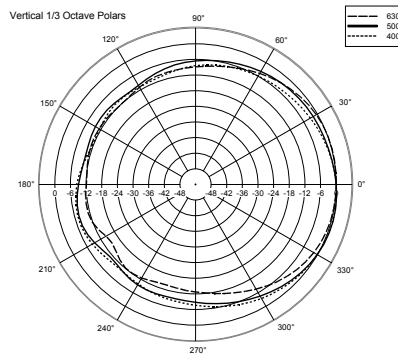
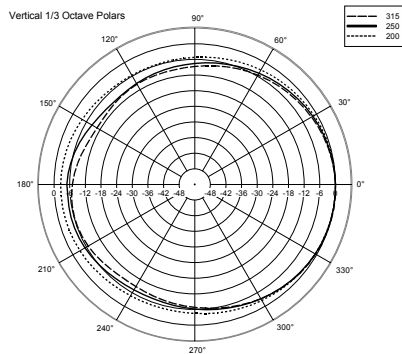


ST 15-SMA

HORIZONTAL 1/3 POLAR PLOT



VERTICAL 1/3 POLAR PLOT



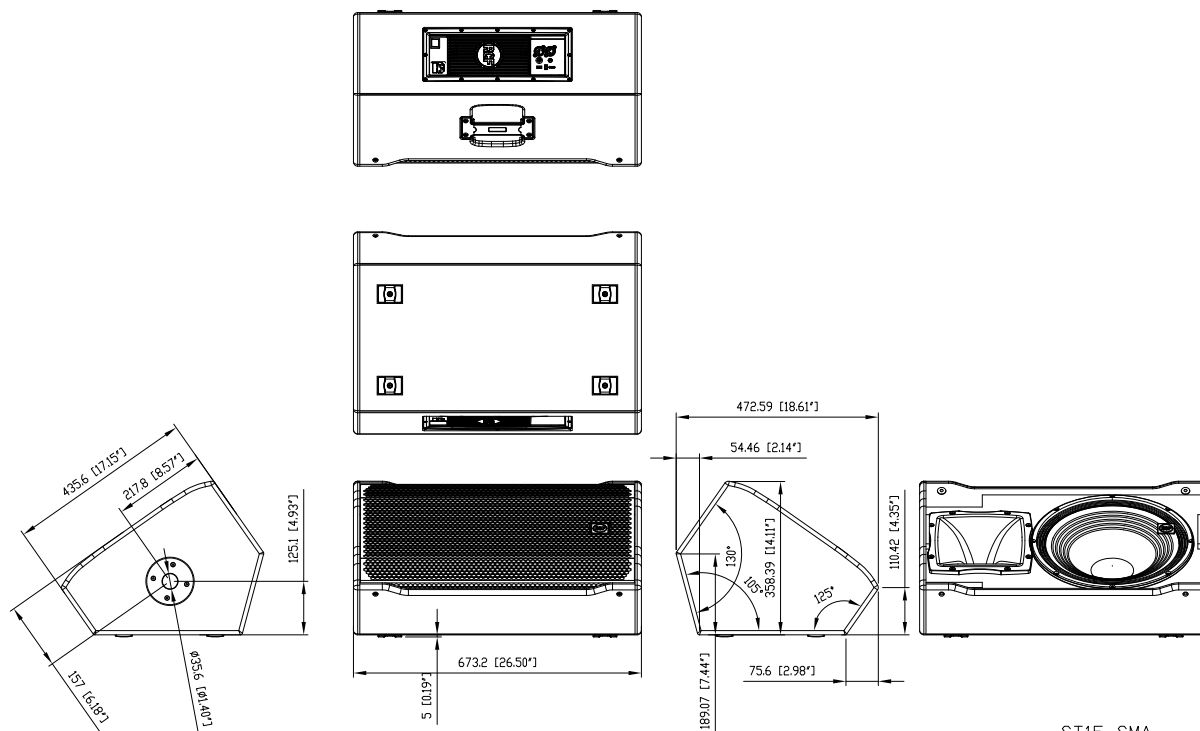
ST 15-SMA

PART NUMBERS

13000462 - 230 V

13000463 - 115 V

DIMENSIONS (All data are in mm)



ACCESSORIES

AC PMA	SPEAKER POLE MOUNT
AC PRO-FS	PROFESSIONAL LOUDSPEAKER FLOOR STAND
AC PRO-LF	PROFESSIONAL ADAPTER SLEEVE
AC PRO-PM	POLE MOUNT WITH RING LOCK
AC S140	FLOOR STAND FOR LOUDSPEAKERS
AC PMX	SPEAKER POLE MOUNT
AC S260	FLOOR STAND FOR LOUDSPEAKERS