



# IPS 2700

2 X 1100 W CLASS H PROFESSIONAL POWER AMPLIFIER



## Description

IPS Series is a range of two-way professional amplifiers that combines high quality performance and reliability with the latest power amplifications technologies. This high value power-to-cost designs offer, in compact lightweight 2 rack unit space, the sound quality and the durability of traditional class AB and class H designs with the innovation of the latest power devices available.

IPS 2700 is a 2 channel power amplifier that delivers up to 2 x 1100 W RMS @ 4 Ω (2200 W RMS bridged @ 8 Ω), weighing just 14.5 kg. It features independent gain dials, signal - clip and fault LEDs, stereo XLR input and Output link, 1.4 V to 0.775 V input sensitivity switch, mono - stereo - bridge switch, powercon outputs. Moreover, it is protected against shorts and open circuits. Thanks to its high efficiency heat sinks and high speed DC fans, the IPS 2700 can withstand the hardest heat conditions ensuring great reliability.

## Caractéristiques

- › 2 unit 19" rack, easy transportation
- › Fast response and low distortion
- › Easy to configure in stereo / mono / bridge modes
- › Extensive protective circuits ensure high reliability and operating safety
- › Front panel signal / clip / protect LED indicators
- › XLR input connectors
- › SPEAKON NL4 output connectors

## Numéro De Pièce

12135090	IPS 2700	115 V	Black	EAN 802453001172
12135091	IPS 2700	230 V	Black	EAN 8024530011024

## Spécifications

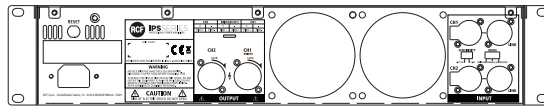
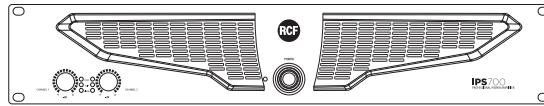
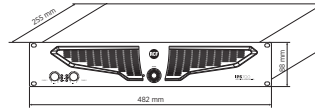
Products are continually improved. All specifications are therefore subject to change without notice.



# IPS 2700

2 X 1100 W CLASS H PROFESSIONAL POWER AMPLIFIER

Line Art 2D



## Specifications amplification

### SPÉCIFICATIONS

Sortie de tension	2 x 1100 W @ 4 ohm 2 x 700 W @ 8 ohm
Réponse en fréquence (-3 dB)	20 Hz ÷ 20000 Hz
Diaphonie	<75 dB
Distorsion (THD+N) @ tension nominale de 1 kHz	<0.5 %

## Section entrées

Nombre total d'entrées	2
Équilibré	2
Mono	2
Entrées de ligne	2
Connecteurs de ligne	XLR

## Section sortie

Numéro de sortie du signal	2
Connecteurs de sortie du signal	XLR
Connecteurs de sortie de tension	Speakon

## Configuration et contrôle

Configuration	DIP switch, Front panel
---------------	-------------------------

## Protections

Système de refroidissement	Forced
Court-circuit	Yes
Thermique	Yes
CC	Yes
Fusibles	Yes
VHF (Très hautes fréquences)	Yes

## Alimentation requise

Tension de service	220-240/115 V- 50/60Hz
Consommation électrique (W)	700 W

## Conformité standard

Safety agency	CE compliant
---------------	--------------

## Specifications physiques

Matériau du cabinet/caisson	Metal
Couleur	Black
Montage en rack	19", 2U



# IPS 2700

2 X 1100 W CLASS H PROFESSIONAL POWER AMPLIFIER

<b>Taille</b>	Hauteur	88 mm / 3.46 inches
	Largeur	482 mm / 18.98 inches
	Profondeur	255 mm / 10.04 inches
	Poids	12.1 kg / 26.68 lbs