

DM 41

TWO-WAY COMPACT SPEAKER

DESCRIPTION

DM 41 is a compact two way speaker designed for constant voltage systems. The speaker provide natural, smooth sound reproduction ideal for use in business music systems and indoor/outdoor background music applications. Connections to the loudspeaker line are made by using the two wire cable coming out from the loudspeaker rear side. The enclosure includes a protective perforated grille and an accessory for the wall mounting.



FEATURES

- 3.5" woofer with 1" dome tweeter
- Power selectable (100 V): 15 W – 7.5 W – 5 W – 2.5 W – 1.25 W
- 87 dB sensitivity
- Colour white RAL 9002 and black RAL 9005
- Plastic body UL 94 V0, steel grille
- Protection grade IP 55

TECHNICAL SPECIFICATIONS

Acoustical specifications	Frequency Response (-10dB)	100 Hz ÷ 20000 Hz
	Max SPL @ 1m	102 dB
	Horizontal coverage angle	180°
	Vertical coverage angle	170°
	System Sensitivity	87 dB
Power section	Amplification	Full Range
	Nominal Impedance	8 ohm
	Power Handling	15 W
	Peak Power Handling	60 W PEAK
	Crossover Frequencies	2.5 Hz
	Recommended Amplifiers	DMA 162, DMA 82, DMA 162P, ES 2160, ES 3080, AM 2320, AM 2160, AM 2080, AM 1125, UP 8502, UP 8501, UP 2321, UP 2162
Transducers	Dome Tweeter	1 x 1.0"
	Woofers	1 x 3.5"
Input/Output section	Input connectors	Cable
	Output connectors	Cable
	Constant Voltage Transformer	100 V
	Power selection 1	15 W - 667 ohm
	Power selection 2	7.5 W - 1333 ohm
	Power selection 3	5 W - 2000 ohm
	Power selection 4	2.5 W - 4000 ohm
Power selection 5	1.25 W - 8000 ohm	
Standard compliance	IP protection grade	IP 55
	Safety agency	CE compliant
Physical specifications	Hardware	Aluminium U bracket
	Color	White - RAL 9002, Black - RAL 9005
Size	Height	197 mm / 7.76 inches
	Width	130 mm / 5.12 inches
	Depth	115 mm / 4.53 inches
	Weight	1.7 kg / 3.75 lbs
Shipping information	Package Height	260 mm / 10.24 inches
	Package Width	180 mm / 7.09 inches
	Package Depth	175 mm / 6.89 inches
	Package Weight	1.96 kg / 4.32 lbs



PART NUMBER

- **13000387**

DM 41 B

Black - RAL 9005

EAN 8024530010348

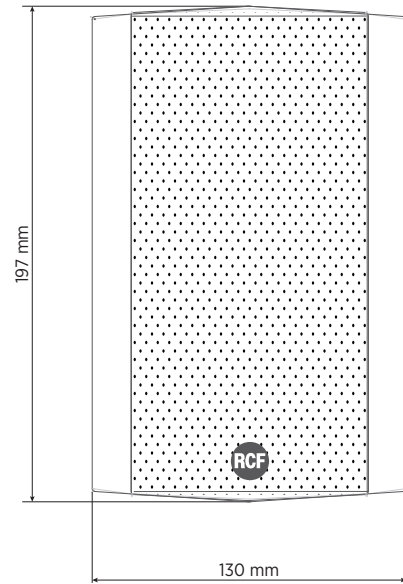

- **13000049**

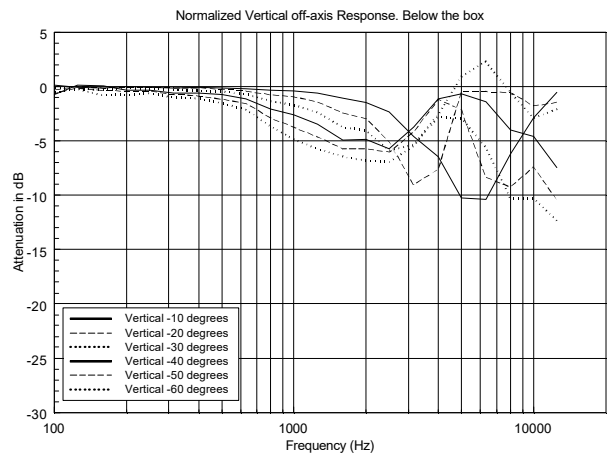
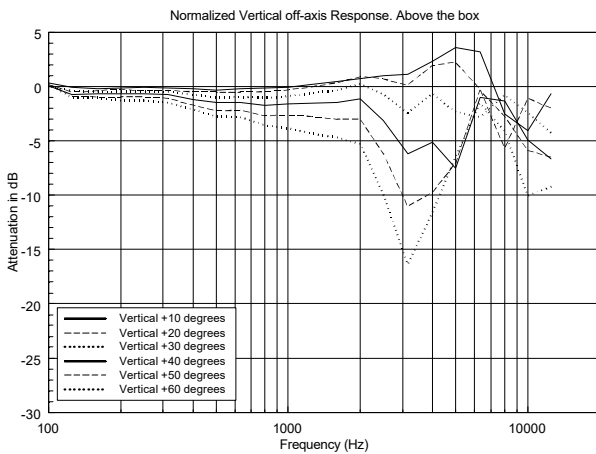
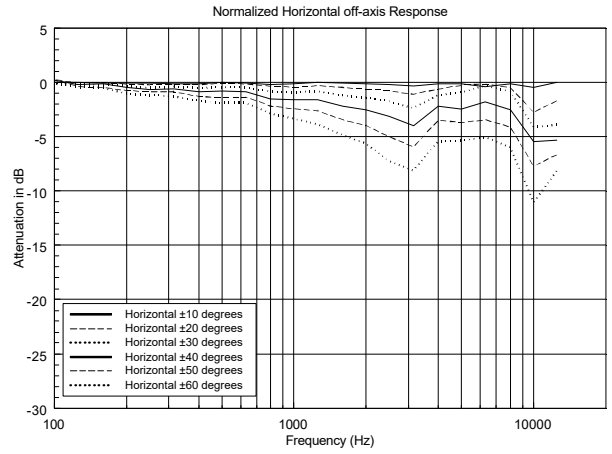
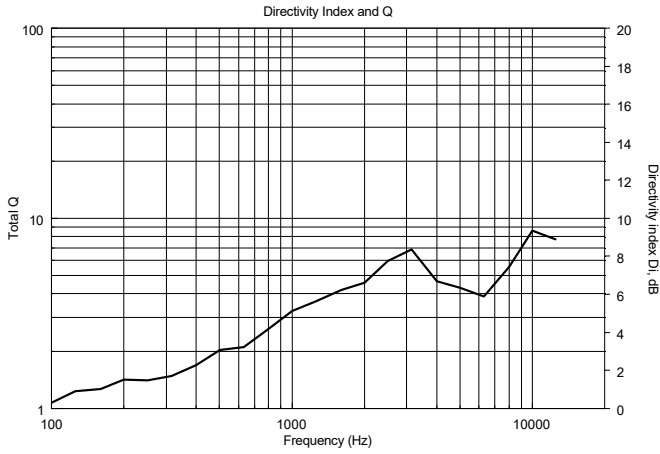
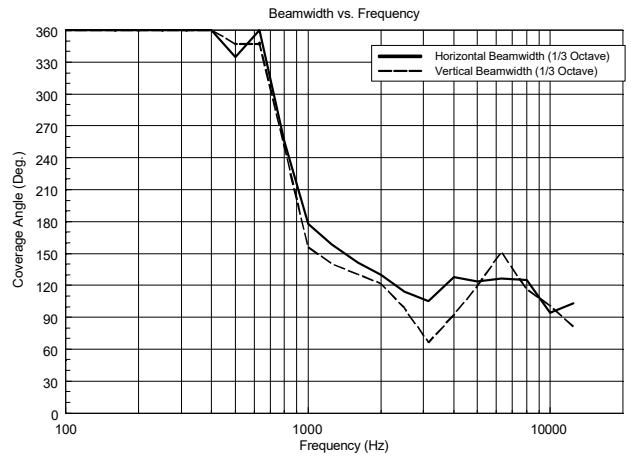
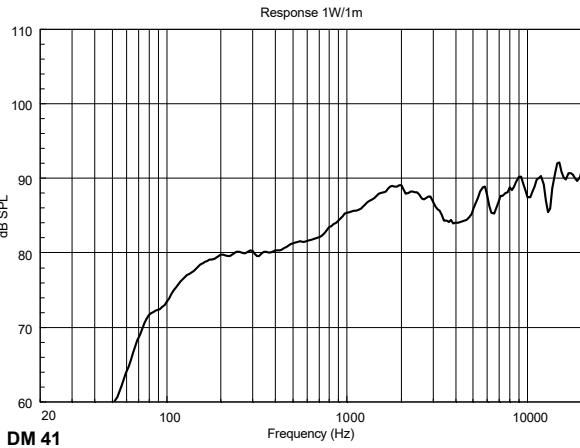
DM 41

White - RAL 9002

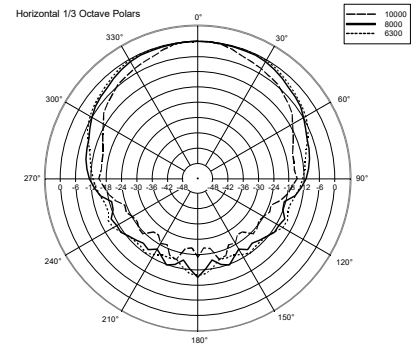
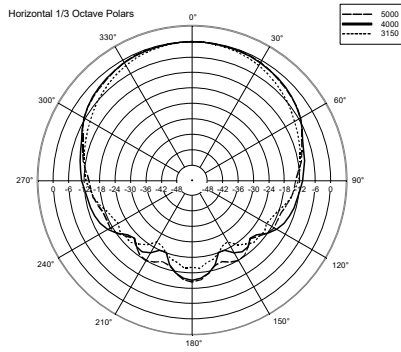
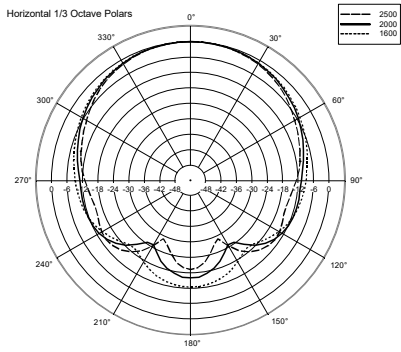
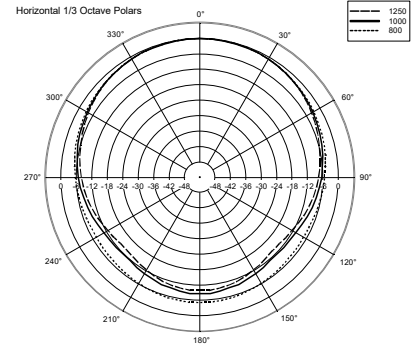
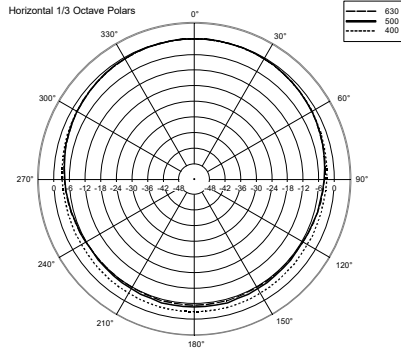
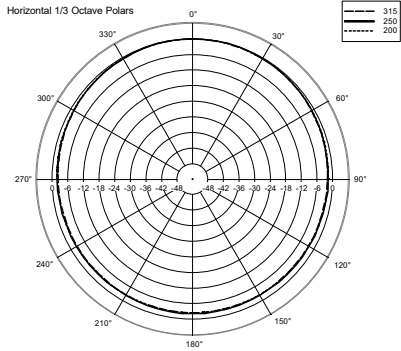
EAN 8024530004941

DRAWINGS





HORIZONTAL 1/3 POLAR PLOT



VERTICAL 1/3 POLAR PLOT

